

Prevantics[®]

Chlorhexidine Gluconate (3.15%) and Isopropyl Alcohol (70%)

Skin


MAXI SWABSTICK



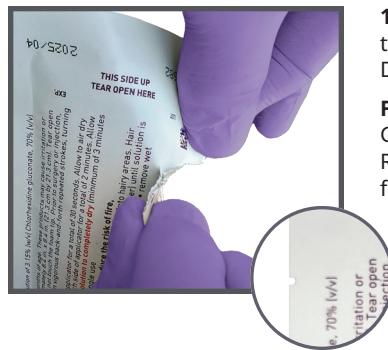
1,2

GENERAL GUIDELINES FOR USE

Follow the steps below for application



Item No. S41950
Peel Apart



Item No. S27350 (kit product)
Tear Open

1. For Item No. S41950: Peel apart the pouch to expose the swabstick. Remove the swabstick from the package. Do not touch the foam tip.

For Item No. S27350 (kit product): Grasp the pouch at the notch and tear open straight across. Remove the swabstick from the package. Do not touch the foam tip.



2. For dry sites: Scrub repeatedly back and forth for 15 seconds with each side of the applicator for a total of 30 seconds.

For moist sites: Scrub repeatedly back and forth for 1 minute with each side of the applicator for a total of 2 minutes.

Maximum treatment area for one swabstick: approximately 8.4 x 8.4 in (21.3 x 21.3 cm) for dry and moist sites.

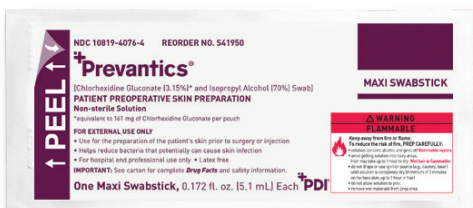


3. Do not blot or wipe dry.

For dry sites: allow the prepped area to air dry for 30 seconds.

For moist sites: allow to air dry for approximately 1.5 minutes. If using an ignition source, allow the solution to dry completely (minimum of 3 minutes on hairless skin; up to 1 hour in hair)

4. Discard after single use.



SCAN HERE
TO WATCH VIDEO

PDI[®]
BE THE DIFFERENCE

¹PDI Study Microbac 735-132 July 3, 2014. ² Dry sites only.

©2024 PDI UPDATE 0124 PDI02189756

400 Chestnut Ridge Road, Woodcliff Lake, New Jersey 07677 800.999.6423 pdihc.com